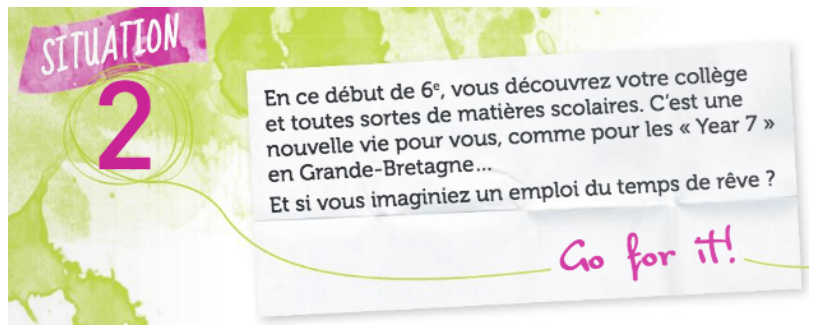


« It's a New Life ! »

Manuel Rise and Shine 6eme



1- Discover a day at Josh's school

Go to the website <http://www.didier-riseandshine6.com> and type the code

2A3

- Watch the video
- In your book page 14 : pick the right timetable (*trouve le bon emploi du temps*) circle the answer (*réponse*). a, b, or c ?

a. Registration Lesson Lesson Break Lesson Lunch Lesson Lesson

b. Registration Lesson Lesson Lesson Lunch Lesson Break Lesson

c. Registration Lesson Lesson Break Lesson Lesson Lunch Lesson



2A3 Activity : compose the timetable and write it

- Now remember the vocabulary ! Match the 2 columns.

timetable	•	•	récréation
break	•	•	déjeuner
registration	•	•	emploi du temps
lunch	•	•	cours
lesson	•	•	appel

- Compare with your neighbour and check with the teacher ✓

2A4 (step 1) • Listen and point to the subject

7 - C	Monday	Tuesday	Wednesday	Thursday	Friday
Period 1 (9:10 - 10:05)	Maths	English	Music	Science	Art
Period 2 (10:05 - 11:00)	History		English	Maths	I.C.T.
Break !!!					
Period 3 (11:20 - 12:15)	French	Maths	History	Geography	P.E.
Period 4 (12:15 - 1:10)	Science	Music	Art	English	
Lunch ... YUM!					
Period 5 (2:05 - 3:00)	P.E.	Geography	I.C.T.	Drama / Dance	French

- Complete the summary (*résumé*)

They P.E. on from 2:05 to 3:00 and on from 11:20 to 1:10.

They music on (just before lunch) and on

On Thursday morning they have science, then they have After the break they have and

Vocabulary

I.C.T. = I..... and C..... T.....

P.E. = P..... E.....

before (←) = ≠ after (→) =

beginning ≠ end

on utilise le petit mot pour le début d'un cours et pour la fin d'un cours.

- **Remember !**

Conjugaison du verbe HAVE (=) au présent

2A4 (step 2)

Listen again to the document and complete the timetable
(copy from the workbook page 11)

HAVE


I *have*

He / She / It *has*


We *have*

You *have*

They *have*

- Now speak with your friends ! 

Play "Stretch a sentence"!



- Activity on the internet

<https://learningapps.org/2618065>

- Revise the numbers on <http://www.didier-riseandshine6.com>

2L1

2L2

- Now work on your project with your group ! (Fais la partie « your project » du manuel page 15 en groupe de 3 ou 4).

Un emploi du temps sera relevé et évalué pour l'ensemble du groupe.